

See and treat hysteroscopy
without capital cost
or complexity



LiNA OperåScope®

Single-Use Operative Hysteroscopy System

The complete system for see and treat
hysteroscopy in the office setting.

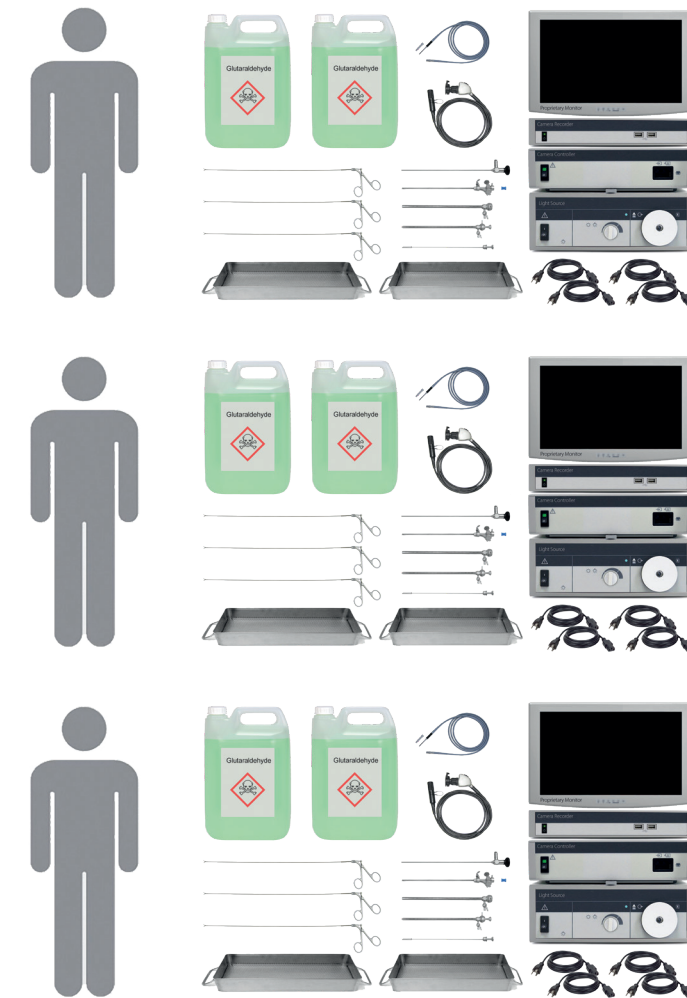


The value of “see and treat” hysteroscopy to both patients and providers has been well established for decades.¹

However, it’s estimated that less than 20% of gynecologists currently perform hysteroscopy in the office.²

Traditional hysteroscopy can be complicated...

The cost and complexity of traditional equipment can make it difficult to incorporate hysteroscopy into your practice. You need staff, sterilization chemicals, and supplies... lots of supplies if you want to support multiple rooms and multiple patients in a day.



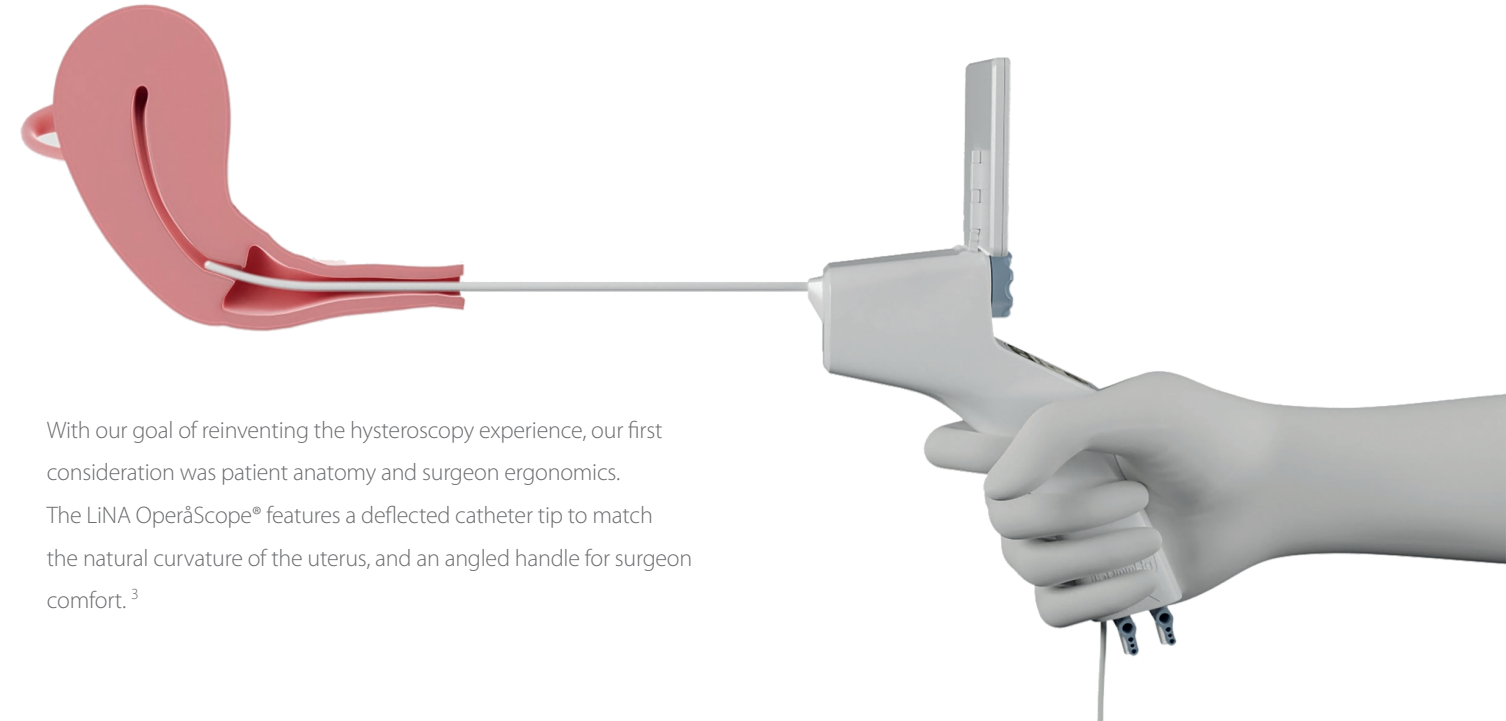
Turn every exam room
into a hysteroscopy
procedure room.



LiNA OperåScope®

The LiNA OperåScope® was designed specifically with the office setting in mind. The convenient single-use design is ready for use out of the box, allowing you to diagnose and treat patients without the constraints of traditional hysteroscopy.

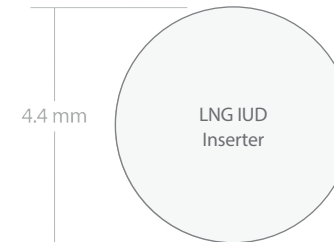
Curved tip to match her anatomy.
Ergonomic handle to match yours.



With our goal of reinventing the hysteroscopy experience, our first consideration was patient anatomy and surgeon ergonomics. The LiNA OperåScope® features a deflected catheter tip to match the natural curvature of the uterus, and an angled handle for surgeon comfort.³

The steerability and control you've been looking for.

Our rigid catheter and 360° steerable tip allows for precise control and maneuverability to navigate your patient's unique anatomy.



Slim catheter for less dilation and anesthesia.

State of the art micro camera technology has allowed us to create a catheter tip that's smaller than an LNG IUD inserter for improved patient tolerability.^{4,5}



Effective distention and clear visualization.

LiNA OperâScope® features dedicated in-flow and out-flow channels with individual stop-cocks for optimal fluid management.



LiNA Tubing and Drape Kit.

We offer a convenient hysteroscopy tubing and drape kit to address your fluid management needs. Our kit includes:

Full under buttocks drape with graduation markings and drainage port.

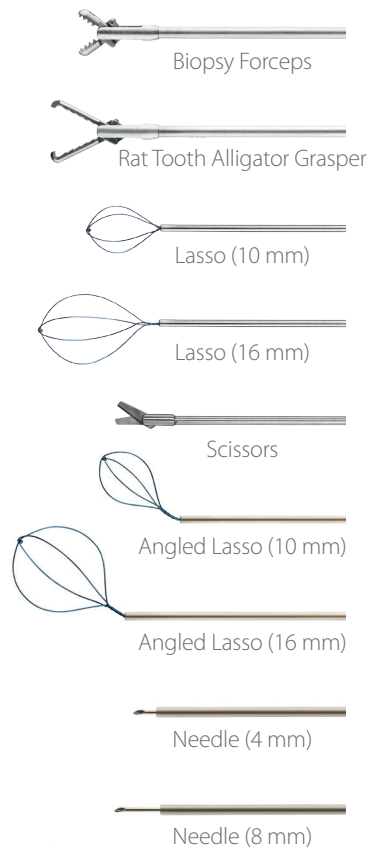
Inflow tubing with luer lock connector and spike connector for use with saline bag.

Outflow tubing with luer lock connector and female suction cannister connector.

Drainage collection bag.

LiNA Single-Use Instrumentation.

LiNA OperâScope® features a 5.5 french operative channel for therapeutic use. Our affordable selection of single-use instrumentation enables see and treat hysteroscopy without the constraints of traditional reusable instruments.



Recording and Connectivity.

The LiNA OperâScope® offers multiple options to meet your office setup and recording needs. You have the flexibility of onboard LCD viewing only, connection directly to an external monitor via standard HDMI cable, or utilize the LiNA OperâScope® Recording Module for image and video capture to USB.



Ordering information

Product Code	Description	UOM
OP-201-6	LiNA OperåScope® with HDMI cable & LCD (sterile, single-use)	Box of 6ea
OP-FCP-6	LiNA OperåScope® Biopsy Forceps (sterile, single-use)	Box of 6ea
OP-GRA-6	LiNA OperåScope® Rat Tooth Alligator Grasper (sterile, single-use)	Box of 6ea
OP-LAS10-3	LiNA OperåScope® Lasso, 10 mm Basket (sterile, single-use)	Box of 3ea
OP-LAS16-3	LiNA OperåScope® Lasso, 16 mm Basket (sterile, single-use)	Box of 3ea
OP-LAS10A-3	LiNA OperåScope® Angled Lasso, 10 mm Basket (sterile, single-use)	Box of 3ea
OP-LAS16A-3	LiNA OperåScope® Angled Lasso, 16 mm Basket (sterile, single-use)	Box of 3ea
OP-NEE4-6	LiNA OperåScope® Needle, 4 mm (sterile, single-use)	Box of 6ea
OP-NEE8-6	LiNA OperåScope® Needle, 8 mm (sterile, single-use)	Box of 6ea
OP-RM-1	LiNA OperåScope® Recording Module	Each
OP-SCI-3	LiNA OperåScope® Scissors (sterile, single-use)	Box of 3ea
OP-TDK-6	LiNA OperåScope® Tubing and Drape Kit (sterile, single-use)	Box of 6ea

References:

1. Bradley, Linda D., and Tommaso Falcone. Hysteroscopy: office evaluation and management of the uterine cavity. Elsevier Health Sciences, 2009.
2. Salazar, Christina Alicia, and Keith B. Isaacson. "Office operative hysteroscopy: an update." Journal of minimally invasive gynecology 25.2 (2018): 199-208.
3. Sallam, H. N., et al. "Ultrasound measurement of the uterocervical angle before embryo transfer: a prospective controlled study." Human Reproduction 17.7 (2002): 1767-1772.
4. Gemzell-Danielsson, Kristina, et al. "Overcoming barriers to levonorgestrel-releasing intrauterine system placement: an evaluation of placement of LNG-IUS 8 using the modified Evolver® in a majority nulliparous population." Contraception 96.6 (2017): 426-431.
5. Bednarek, Paula H., and Jeffrey T. Jensen. "Safety, efficacy and patient acceptability of the contraceptive and non-contraceptive uses of the LNG-IUS." International journal of women's health 1 (2009): 45.

Innovation in Gynecology

LiNA Medical ApS

Formervangen 5
DK-2600 Glostrup, Denmark
Tel: +45 43 29 66 66

Fax: +45 43 29 66 99
info@lina-medical.com
www.lina-medical.com
CVR: 10054974

Distributor:

LiNA Medical USA
Norcross, GA 30093, USA

Tel: +1 (855) 546-2633
Fax: +1 (678) 380-0500
info@linamed.com
www.linamed.com



©2022 LINA Medical ApS. All rights reserved. All products may not be available for sale in all geographies. Please contact your local LINA Medical representative for information about products available in your area. This information is intended for healthcare professionals. If you are a patient seeking more information, please consult your healthcare provider. Before using any LINA product, always refer to the IFU included in our packaging for complete indications for use, contraindications, warnings, precautions, and instructions.

LiNA is a registered trademark of LINA Medical in EU, US and CN.

LiNA OperaScope Physician Brochure / 2022-06 BV0240D en

EN ISO 13485:2016
Quality Management System